



LED FLEXIBLE STRIPS

Model No. BR-F2835xx180-xx-x-Fx-V_x



- Energy efficient LED flexible strip for continuous color stability in linear applications.
- Standardized electrical flow over the entire length of the strip for maximum product reliability
- LEDs with ideal color rendering index, high lumen efficiency and no-flicker to give pleasant atmosphere.
- PCB in reinforced copper and double layer FPC for optimum heat dissipation.
- Protected against electrostatic discharge +/- 2000V.
- Extremely flexible lengths for varied architectural applications.
- Features minimizing voltage drop while increasing run lengths per power feed.
- High resistant 3M adhesive tape.

Product features




Wattage
33.6W/meter



Luminous Flux
3864Lumen/meter




CRI
CRI>80, CRI>90



Life Span*
30,000 hours
*Conditional warranty of 50,000 hours



Dimmable
DALI/0-10V/Triac/PWM



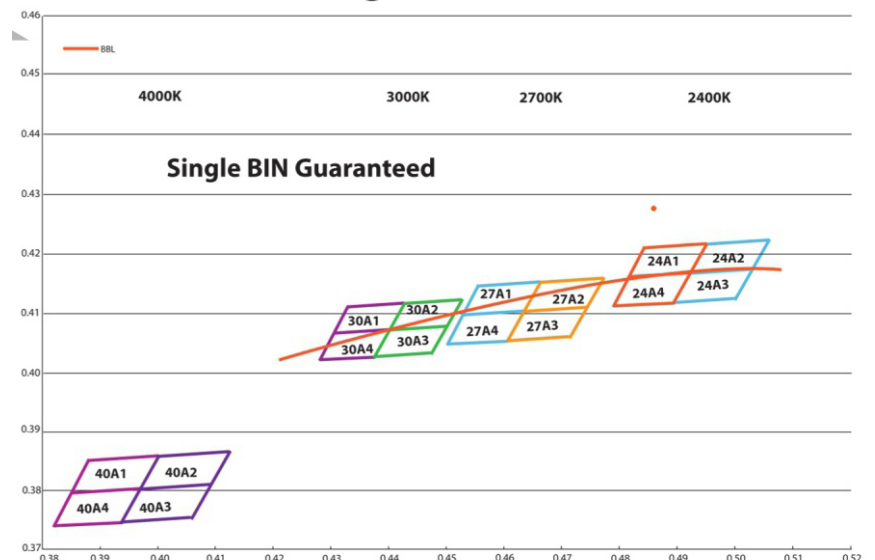
Voltage
12VDC/24VDC

BRID SERIES

Product details

- 20-21 lm/LED chip
- 900LED, 5.55mm/pitch
- Dimensions: 5,000mm x 10mm(8mm) x 1.5mm (L*W*H)
- .7 96115 lm/watt
- Storage temp.: 30^o-80^oC
- Operation Temp.: -20^o 50^oC
- (12/24V) Cutting length: 16.7mm/33.33mm,
- (12/24V) 3 led per segment/6 led per segment
- Beam Angle: 120^o

Binning Chart



Models

24VDC/12VDC, 33.6W/m

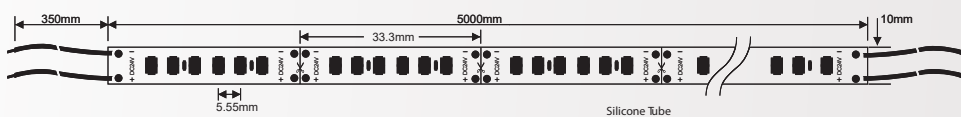
Model No	CCT	Flux (Lm/M)	Efficacy (Lm/Watt)	CRI/R9	IP Rating
BR-F2835WWI80-20-C-Fx-V _x	2000K	2900	86	>80/25	IP20
BR-F2835WWI80-24-C-Fx-V _x	2400K	2923	86	>80/25	
BR-F2835WWI80-27-C-Fx-V _x	2700K	3091	91	>80/>25	
BR-F2835WWI80-30-C-Fx-V _x	3000K	3625	107	>80/>25	
BR-F2835NW I80-40-C-Fx-V _x	4000K	3788	112	>80/>30	
BR-F2835CW I80-55-C-Fx-V _x	5500K	3848	114	>80/>30	IP67
BR-F2835CW I80-65-C-Fx-V _x	6500K	3864	115	>80/>30	IP68

Order Code

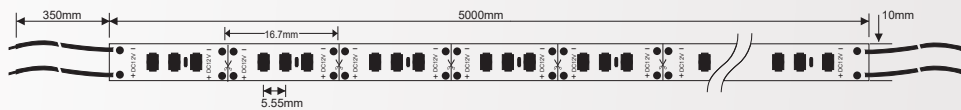
Type	Type of chip	Color	Number of LEDs/meter	CCT	MacAdam	IP Rating	Voltage
F-Flexible R-Rigid	2835	WW : Warm White NW : Natural White CW : Cool White	180	20 : 2000K 24 : 2400K 27 : 2700K 30 : 3000K 40 : 4000K 55 : 5500K 65 : 6500K	C : 3-step Macadam C1 : 4-step Macadam	F0-IP20 F1-IP54 F2-IP65 F3-IP66 F4-IP67 F5-IP68	V ₁ - 12V V ₂ - 24V

Dimensions

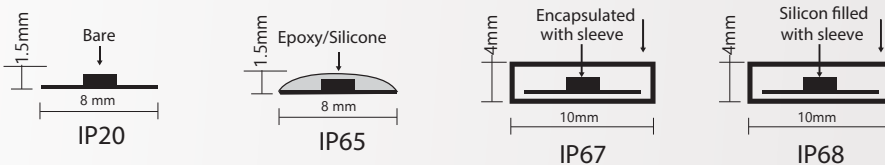
IP20 Top View - 24V



IP20 Top View - 12V

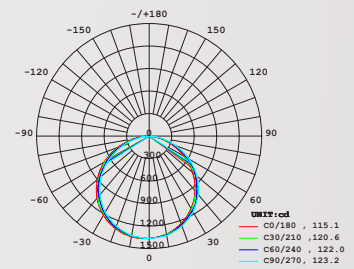


Side View



Photometric Diagrams

LUMINOUS INTENSITY DISTRIBUTION DIAGRAM



C0 PLANE ISOLUX DIAGRAM (UNIT: lx)

