



LED FLEXIBLE STRIPS

Moedl No. BR-F2835xx240-xx-L-Fx-V_x



- Energy efficient LED flexible strip for continuous color stability in linear applications.
- Standardized electrical flow over the entire length of the strip for maximum product reliability
- LEDs with ideal color rendering index, high lumen efficiency and no-flicker to give pleasant atmosphere.
- PCB in reinforced copper and double layer FPC for optimum heat dissipation.
- Protected against electrostatic discharge +/- 2000V.
- Extremely flexible lengths for varied architectural applications.
- Features minimizing voltage drop while increasing run lengths per power feed.
- High resistant 3M adhesive tape.

Product features



Wattage
19.2W/meter



Luminous Flux
1801 Lumen/meter




CRI
CRI>80, CRI>90



Life Span*
30,000 hours
*Conditional warranty of 50,000 hours



Dimmable
Dali/0-10V/Triac/PWM



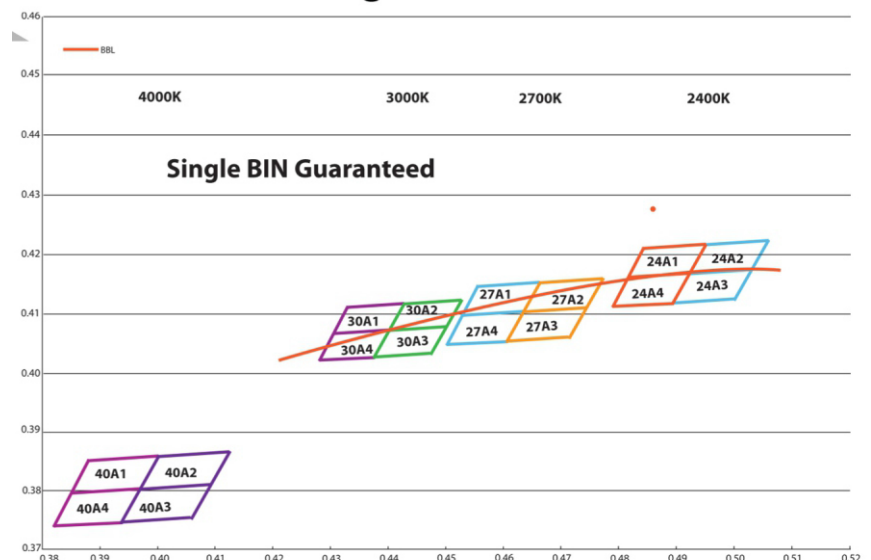
Voltage
12VDC/24VDC

BRID SERIES

Product details

- 20-21lm/LED chip
- 1200LED, 4.1mm/pitch
- Dimensions: 5,000mm x 10mm(8mm) x2.2mm (L*W*H)
- Up to 94 lm/watt
- Storage temp.: 30°~80°C
- Operation Temp.: -20° - 50°C
- (12/24V) Cutting length: 12.5mm/25mm,
- (12/24V) 3 led per segment/6 led per segment

Binning Chart



Models

24VDC/12VDC, 19.2W/m

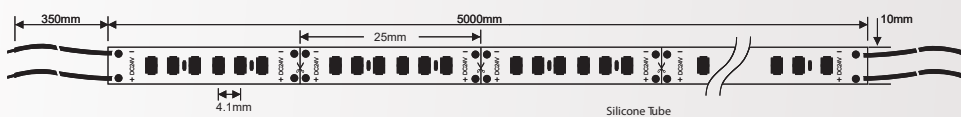
Model No	CCT	Flux (Lm/M)	Efficacy (Lm/Watt)	CRI/R9	IP Rating
BR-F2835WW240-20-L-Fx-V _x	2000K	1361	71	>80/25	IP20 IP54 IP65 IP66 IP67 IP68
BR-F2835WW240-24-L-Fx-V _x	2400K	1486	77	>80/25	
BR-F2835WW240-27-L-Fx-V _x	2700K	1570	81	>80/>25	
BR-F2835WW240-30-L-Fx-V _x	3000K	1623	84	>80/>25	
BR-F3528NW240-40-L-Fx-V _x	4000K	1707	89	>80/>30	
BR-F2835CW240-55-L-Fx-V _x	5500K	1801	94	>80/>30	
BR-F2835CW240-65-L-Fx-V _x	6500K	1801	94	>80/>30	

Order Code

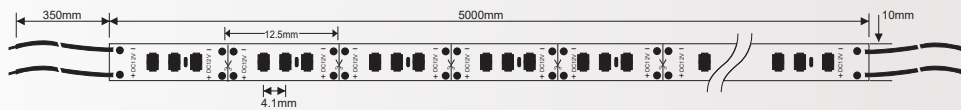
Type	Type of chip	Color	Number of LEDs/meter	CCT	LED Density	IP Rating	Voltage
F-Flexible R-Rigid	2835	WW : Warm White NW : Natural White CW : Cool White	240	20 : 2000K 24 : 2400K 27 : 2700K 30 : 3000K 40 : 4000K 55 : 5500K 65 : 6500K	L : Low Density C : Standard Density H : High Density	F0-IP20 F1-IP54 F2-IP65 F3-IP66 F4-IP67 F5-IP68	V ₁ - 12V V ₂ - 24V

Dimensions

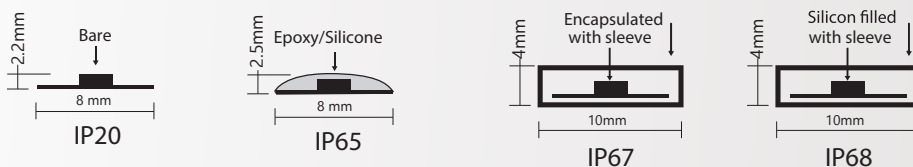
IP20 Top View - 24V



IP20 Top View - 12V

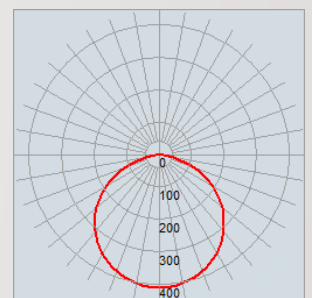


Side View



Photometric Diagrams

LUMINOUS INTENSITY DISTRIBUTION DIAGRAM



CO PLANE ISOLUX DIAGRAM (UNIT: lx)

